

Mobile Elevated Work Platform – 6MEWP00-3.0

Associated OHS Process: General Industry & Construction Safety

Prepared by: Jamie Watkins

Job Title: Construction Safety Coordinator

jhw2t@virginia.edu

Verified by: Shelomith Gonzalez

Job Title: Occupational Health & Safety Manager

Shelomith@virginia.edu

Accredited by: Laura Duckworth

Job Title: Occupational Programs Director

ld6pq@virginia.edu

The master copy of this document resides in electronic format. Printed copies of this document are for convenience only. Verify that the revision of this printed document matches the current revision of the electronic master before use. Ownership of this document may be determined by viewing the electronic master.

Table of Contents

| | | |
|-------|---|----|
| 1. | Summary..... | 3 |
| 1.1 | Objective | 3 |
| 1.2 | Scope | 3 |
| 2. | Regulations & Other Requirements | 3 |
| 2.1 | Occupational Safety & Health Administration (OSHA)..... | 3 |
| 2.2 | American National Standards Institute..... | 3 |
| 2.3 | University of Virginia | 3 |
| 3. | Roles and Responsibilities..... | 3 |
| 3.1 | Facilities Management Occupational Health & Safety..... | 3 |
| 3.2 | Supervisor | 4 |
| 3.3 | Operators | 4 |
| 4. | Mobile Elevated Work Platform | 4 |
| 4.1 | MEWP Inspection | 4 |
| 4.1.1 | Defective MEWP's | 4 |
| 4.2 | MEWP Usage | 5 |
| 4.2.1 | Pre-Task Safe Work Practices..... | 5 |
| 4.2.2 | Safe Operation..... | 6 |
| 4.2.3 | Exiting an MEWP..... | 7 |
| 4.3 | Equipment Shut-Down and Storage | 7 |
| 4.4 | Refueling and Changing/Charging Batteries | 8 |
| 4.5 | Care and Maintenance..... | 8 |
| 4.6 | Training | 8 |
| 5. | Review and Recordkeeping | 9 |
| 5.1 | Program Review..... | 9 |
| 5.2 | Program Recordkeeping | 9 |
| | Appendix A: Definitions..... | 10 |
| | Appendix B: Acronyms | 12 |
| | Appendix C.1: Mobile Elevated Work Platform Inspection Checklist..... | 13 |
| | Appendix C.2: Mobile Elevated Work Platform Daily JHA & Rescue Plan | 14 |
| | Appendix C.3: MEWP Occupant Training Checklist..... | 16 |
| | Appendix C.4: Mobile Elevated Work Platform Exit Permit..... | 17 |
| | Appendix C.5 Examples of MEWP Types and Groups..... | 18 |

Facilities Management
Occupational Health and Safety**1. Summary****1.1 Objective**

The purpose of this –Mobile Elevated Work Platforms (MEWP) Program is to comply with provisions set forth in OSHA’s 29 CFR 1910.67 Vehicle-Mounted Elevated and Rotating Work Platforms, 1926.453 Aerial Lifts, ANIS/SAIA A92.22-2018 Safe Use of Mobile Elevated Work Platforms (MEWPs) and ANSI/SAIA A92.24-2018 Training Requirements for the Use, Operation, Inspection, Testing and Maintenance of Mobile Elevated Work Platforms (MEWPs) to reduce the risk of physical injury or property damage associated with improper use of MEWP’s. This program outlines information regarding proper use and maintenance, inspection, and training requirements for MEWP use at the University of Virginia Facilities Management (FM).

1.2 Scope

This program covers FM employees who use, supervise, operate, or occupy MEWP’s as part of their work duties. Elements of the MEWP Program include roles and responsibilities, training requirements, inspections, operation, and record keeping

2. Regulations & Other Requirements**2.1 Occupational Safety & Health Administration (OSHA)**

- 29 CFR 1910.67 Vehicle-Mounted Elevated and Rotating Work Platforms
- 29 CFR 1926.453 Aerial Lifts

2.2 American National Standards Institute

- ANIS/SAIA A92.22-2018 Safe Use of Mobile Elevated Work Platforms (MEWPs)
- ANSI/SAIA A92.24-2018 Training Requirements for the Use, Operation, Inspection, Testing and Maintenance of Mobile Elevated Work Platforms (MEWPs)

2.3 University of Virginia

- Facilities Management Occupational Health and Safety (FM-OHS) Fall Protection Program

3. Roles and Responsibilities

This program is a cooperative effort between FM-OHS and any FM departments using MEWP’s. Specific responsibilities relating to this MEWP Program are outlined below.

3.1 Facilities Management Occupational Health & Safety

- a) Administer the FM MEWP Program
- b) Coordinate with supervisors to provide MEWP Training
- c) Provide the general safety training requirements for the program
- d) Monitor the effectiveness of this program by receipt of copies of inspection checklists
- e) Define appropriate eyewash facilities for battery changing/charging areas
- f) Maintain training records
- g) Maintain training materials, program evaluation records, and a current copy of the written MEWP Program
- h) Annually evaluate the MEWP Program and revise this program as needed
- i) Report unsafe practices observed to the appropriate supervisor

Facilities Management
Occupational Health and Safety**3.2 Supervisor**

- a) Review and comply with the provisions outlined in this program
- b) Ensure all employees are properly trained before operating MEWP's
- c) Ensure all employees have the appropriate personal protective equipment (PPE) prior to operating MEWP's
- d) Ensure employees are familiar with this MEWP Program
- e) Coordinate employee training with FM-OHS, and certify that all supervisors, operators and occupants receive required training
- f) Verify employee compliance with the principles and practices outlined in the MEWP Program
- g) Ensure MEWP's receive routine inspections and repairs by the manufacturer or authorized representative as required, and remove defective lifts from service until repairs are made by a qualified person
- h) Observe the operation of MEWP's, and correct unsafe practices
- i) Ensure that there is another qualified person on site, who is not working on the platform and knows how to use the emergency controls

3.3 Operators

- a) Operators are any FM employees who are expected to operate an MEWP. Specific responsibilities of operators are to:
- b) Read, understand, and comply with provisions outlined in this MEWP Program
- c) Attend MEWP Training prior to operation, and every 3 years thereafter
- d) Read and understand all labels, warnings, instructions on the MEWP and manufacturer's operator's manual
- e) Complete the MEWP Inspection Checklist before operating any aerial lift
- f) Complete a risk assessment before a job begins and periodically throughout a long-term job
- g) Before and during the use of the MEWP, the operator shall perform a workplace inspection in the area in which the MEWP is used shall be checked for possible hazards
- h) Shall provide or otherwise ensure all occupants have a basic level of knowledge to work safely on the MEWP. Occupant knowledge shall comply with Occupant Knowledge Checklist
- i) Observe work being conducted from the MEWP, and report unsafe practices to your supervisor
- j) Report MEWP concerns to their supervisor
- k) Inspect PFAS prior to each use, and use in a manner that complies with instruction and training
- l) Provide feedback for annual program evaluation as requested by FM-OHS

4. Mobile Elevated Work Platform**4.1 MEWP Inspection**

Prior to the operation of any MEWP, the MEWP Inspection Checklist found in Appendix C must be completed. This applies at the beginning of every work shift, and whenever a new equipment operator takes control of the MEWP.

4.1.1 Defective MEWP's

Any safety defects (such as hydraulic fluid leaks; defective brakes, steering, lights, or horn; and/or missing fire extinguisher, lights, seat belt, or back-up alarm) must be reported for immediate repair. Defective MEWP's must be locked and tagged and taken out of service.

Facilities Management
Occupational Health and Safety**4.2 MEWP Usage**

When using MEWP's, the following work practices must be followed:

- a) MEWP's shall have both upper (platform) and lower controls
 - 1) Upper controls shall be in or beside the platform within easy reach of the operator
 - 2) Lower controls shall provide for overriding the upper controls
 - 3) Controls shall be plainly marked as to their function
 - 4) Except in case of emergencies, lower level controls shall not be operated unless permission has been obtained from the employee in the platform, and done under the immediate direction of the employee in the platform
- b) Modifications and additions are strictly prohibited without the manufacturer's written approval
 - 1) Capacity, operation, and maintenance instruction markings will be changed as necessary if the manufacturer approves a modification
- c) The insulated portion (if applicable) of an MEWP shall not be altered in any manner that might reduce its insulating value
- d) Any signs, plates, or decals which are missing or illegible must be replaced
- e) If an MEWP becomes disabled, an "Out of Service" tag or equivalent shall be attached to the controls inside the platform in a conspicuous location
- f) MEWP with noted, reported deficiencies shall not be operated until repairs are made and equipment is authorized for use
- g) Operators must report all accidents, regardless of fault and severity, to their supervisor
- h) Boom and platform load limits specified by the manufacturer shall not be exceed

4.2.1 Pre-Task Safe Work Practices

- a) Before MEWP's are started, the operator must walk completely around the machine to ensure everyone, and everything is clear of the machine
- b) Copies of MEWP Operator's Manual and Safety Manuals must be kept on the platform at all times, accessible for reference during operation
 - 1) Manuals shall be properly stored in a weather-proof container
- c) Consideration shall be given to wind conditions, following the manufacturer's restrictions on use in high-wind
 - 1) MEWPs shall not be operated in winds exceeding 25 mph, or manufacturer's restrictions if less than 25 mph
 - 2) At 25 mph wind speeds or anticipated gusts, MEWP's will be grounded
- d) Guardrails must be installed and access gates or openings must be closed before Moving the MEWP
- e) Before moving an MEWP for travel, the boom(s) shall be inspected to see that it is properly cradled and outriggers are in stowed position (if equipped)
- f) Consideration shall be given to the protection of bystanders via barricading, having another employee keep bystanders at a safe distance, or by other means
 - 1) Barriers shall account for potential structural failure
- g) MEWP shall not be operated from trucks, scaffolds, or similar equipment

Facilities Management
Occupational Health and Safety

- h) ANSI and OSHA standards specify minimum safe distances that are to be maintained while working in an MEWP, as indicated in the table below

If these distances cannot be achieved, do NOT use the equipment

| Minimum Safe Distance from Live Electrical Equipment | |
|--|-----------------|
| Voltage (kilovolts) | Distance (feet) |
| < 50 kV | 10' |
| 50 - 199 kV | 15' |
| 200 - 349 kV | 20' |
| 350 - 499 kV | 25' |
| 500 - 749 kV | 35' |
| 750 - 1,000 kV | 45' |

4.2.2 Safe Operation

Employees are responsible for the safe operation of MEWP. Operation must be conducted in accordance with the manufacturer's requirements and meet the following conditions:

- a) Attention shall be given towards the direction of travel, clearances above, below, and on all sides
- b) Sitting, standing, or climbing on the guardrails of the MEWP is prohibited
- c) Planks, ladders, or other devices shall not be used on MEWP platforms
- d) MEWP shall not be placed against another object to steady the elevated platform
- e) MEWP shall not be used as a crane or other lifting device
 - 1) Materials being transported with an MEWP must be transported in the platform unless implementing a written manufacture approved modification
- f) MEWP's shall not be operated on grades, side slopes, or ramps that exceed the manufacturer's recommendations.
- g) Fall protection (harness) is required at all times when inside of an MEWP
- h) Fall protection may only be anchored to designated anchor points
 - 1) Tie-off to adjacent structures is prohibited
 - 2) Use of fixed lanyards in a MEWP is prohibited. Self-retracting life lines only
- i) Employees are prohibited from exiting an MEWP while in the raised position, unless authorized by an MEWP Exit Permit
- j) The brakes shall be set and outriggers, when used, shall be positioned on pads or a solid surface
- k) Speed of MEWP devices shall be limited according to the conditions of the ground surface, congestion, visibility, slope, location of personnel, and other factors that may cause hazards to other nearby personnel
- l) Stunt driving and horseplay is not permitted
- m) The area surrounding the elevated platform shall be cleared of personnel and equipment prior to lowering the elevated platform
- n) All equipment must be secured on the inside of the MEWP
- o) Operators must call for assistance if the platform or any part of the lift becomes entangled
- p) Hydraulic, mechanical, or electrical safety devices shall never be overridden
- q) In the event of an emergency, platforms should be lowered only if able to do so without causing further damage to person or property

4.2.3 Exiting an MEWP

Exiting an MEWP while in the elevated position is strictly prohibited and is only allowed with the authorization of an MEWP Exit Permit, signed by a crew's supervisor and FM-OHS.

Requirements for Exiting an MEWP

4.2.3.1 MEWP Requirements

- a) Ground conditions must be level and the MEWP being used is equipped with tires that are appropriate for the ground surface
- b) A minimum of 2 employees must be in the platform intended to be exited, 1 person remaining in the platform at all times as acting platform attendant
- c) Lift gates must be directly facing, or positioned over, the surface to be exited onto (working from or climbing over guardrails is strictly prohibited)

4.2.3.2 Fall Protection Requirements

- a) A dual self-retracting lanyard must be used by anyone exiting the platform
- b) Guardrails or anchor points must be immediately available upon exiting the platform (designated areas are not sufficient)
- c) Temporary anchor points and guardrails are designed to be used on, or attached to, the working surface
- d) All employees installing temporary anchor points must be trained on the installation, inspection, and use of the specific anchor type
- e) All operators of the MEWP must receive MEWP training and fall protection training

4.2.3.3 Job Hazard Analysis (JHA)

An FM JHA (attached to the permit) must be conducted, and approved by the employees' supervisor and FM-OHS

4.2.3.4 Exiting Procedure

- a) One employee must remain in the platform at all times as acting platform attendant
- b) Personal fall arrest systems (harness) is required at times when inside a platform
- c) 100% tie-off is required when exiting and re-entering platform, until the employee is protected behind guardrails or attached to an approved anchor point on the working surface
- d) The use of dual self-retractable lanyards is required, to allow employees to move freely to approved anchor points on the working surface
- e) Designated areas are not an acceptable means of fall protection when exiting and re-entering MEWP

4.3 Equipment Shut-Down and Storage

Once MEWP use is complete, operators shall conduct the following to ensure proper shut-down and security of equipment while in storage:

- a) Place platform in the stowed position (booms and platforms in the down and/or retracted position)
- b) Place controls in neutral
- c) Allow engine to idle for several minutes for gradual cooling
- d) Turn off electrical power if applicable

Facilities Management
Occupational Health and Safety

- e) Take necessary steps to prevent unauthorized use, including removing lift ignition keys and storing keys in a designated location

4.4 Refueling and Changing/Charging Batteries

When refueling an MEWP:

- a) MEWP shall be shut off prior to fueling
 - 1) Fueling must be completed in well ventilated areas free of flames, sparks, or other hazards which may cause fires or explosions
- b) Liquid-fueled MEWP must be refueled outdoors
- c) Engines must be stopped and operators must be off of the MEWP during refueling or battery charging
- d) Smoking is prohibited during refueling or battery recharging
- e) A fire extinguisher must be located at the fueling station
- f) Employees charging/changing (or checking fluid levels) batteries shall be authorized to do the work, trained in proper handling, and required to wear protective clothing, including face shields, long sleeves, rubber boots, aprons, and gloves
- g) Battery charging must be conducted in a well-ventilated area
- h) In areas where electrolyte is added to batteries, an eyewash station should be immediately accessible
- i) Battery charging installations must be located in areas designated for that purpose

4.5 Care and Maintenance

Routine maintenance and repair must be conducted by a qualified person or an entity authorized by the manufacturer. No unauthorized persons can perform repairs to an MEWP. Employees are responsible for the following:

- a) MEWP must be cared for and maintained according to manufacturer's requirements.
- b) Defective MEWP must be removed from service (tag out) until repairs are made by a qualified person.
- c) Any MEWP not in safe operating condition must be removed from service
 - 1) Only qualified personnel, or an entity authorized by the manufacturer, are allowed to perform routine maintenance and make repairs
- d) Repairs to the fuel and ignition systems of MEWP that involve fire hazards must be conducted only in locations designated for such repairs
- e) MEWP in need of repairs to the electrical system must have the battery disconnected before such repairs
- f) Only replacement parts that are currently recommended by the manufacturer may be used

4.6 Training

Operator and supervisor training is provided by FM-OHS and includes formal instruction, completion of a written exam, and demonstration of MEWP proficiency during a hands-on demonstration. On site occupant training will be provided by MEWP operator

- a) MEWP Training is required prior to operation and at least every three years thereafter
 - 1) Familiarization is required for each type of MEWP operated
- b) Due to fall protection being required during MEWP use, Fall Protection Training is a pre-requisite for MEWP Training

Facilities Management
Occupational Health and Safety

c) Retraining may be required if:

- 1) The operator is observed operating the MEWP in an unsafe manner
- 2) The operator is involved in an accident or near-miss incident
- 3) The operator receives an evaluation that reveals deficiencies in operator knowledge or MEWP operation
- 4) A condition in the workplace changes in a manner that could affect safe operation of the MEWP

5. Review and Recordkeeping

5.1 Program Review

FM-OHS will evaluate the MEWP Program to include this MEWP Program annually for continued program effectiveness and compliance with applicable regulations and industry standards.

5.2 Program Recordkeeping

FM-OHS maintains MEWP Program records, including training materials and attendance, annual program evaluation records, and a current copy of the written MEWP Program.

Appendix A: Definitions

Aerial device Any device, extensible, articulating or both, which is primarily designed and used to position personnel, designed to the ANSI/SAIA A92.20 standard.

Anchor Point means a secure point of attachment to be used with personal fall protection equipment.

Authorized personnel (authorized person) Personnel approved or assigned by the user to perform a specific type of duty or duties at a specific location or locations at a work site

Chassis Part of the MEWP that provides support for mobility of the elevating assembly

Control(s) A device actuated by an operator to affect a response from the MEWP

Familiarization Providing the necessary information regarding the features, functions, devices, limitations and operating characteristics as defined by the manufacturer in the operator's manual, in order to properly utilize a specific model MEWP, to include the location of the manufacturer's operation manuals

Group A MEWPs on which the vertical projection of the center of the platform area, in all platform configurations at the maximum chassis inclination specified by the manufacturer, is always inside the tipping lines

Group B MEWPs not in Group A

Mobile Elevating Work Platform (MEWP) Machine/device intended for moving persons, tools and material to working positions, consisting of at least a work platform with controls, an extending structure and a chassis

Occupant An entity on the work platform

Operation manuals: Manuals provided by the MEWP manufacturer at the time of delivery located on the MEWP in a weather resistant storage location intended to be an integral part of the MEWP

Operator An entity qualified to control the movement of a MEWP

Outriggers Devices at the chassis that increase the stability of the MEWP and that are capable of lifting and levelling the MEWP

Qualified person: Person who, by possession of a recognized degree, certificate or professional standing, or by extensive knowledge, training and experience, has successfully demonstrated his/her ability to solve or resolve problems related to the subject matter, the work or the project

Rated Workload means the designated capacity of the platform as specified by the manufacturer

Stabilizers means devices that increase the stability of the aerial lift platform but are not capable of lifting or leveling the aerial/scissor lift platform

Supervisor An entity assigned by the user to monitor operator performance and supervise their work

Type 1 MEWP: MEWP for which travelling is allowed only when in the stowed position

Type 2 MEWP: MEWP for which travelling with the work platform in the elevated travel position is controlled from a point on the chassis. Note: Type 2 and type 3 MEWPs can be combined

Type 3 MEWP: MEWP for which travelling with the work platform in the elevated travel position is controlled from a point on the work platform

User An entity that has care, custody and control of the MEWP

Work platform Component of the MEWP intended for carrying personnel along with their necessary tools and materials

Facilities Management
Occupational Health and Safety**Appendix B: Acronyms**

| | |
|--------|--|
| ANSI | American National Standards Institute |
| FM | Facilities Management |
| FM-OHS | Facilities Management Occupational Health and Safety |
| MEWP | Mobile Elevated Work Platform |
| OSHA | Occupational Safety and Health Administration |
| PPE | Personal Protective Equipment |

Appendix C.1: Mobile Elevated Work Platform Inspection Checklist

Mobile Elevated Work Platform Daily Inspection Checklist

Operator: _____ Date: _____

MEWP Type: Type 1 Type 2 Type 3 Group A Group B (see examples below or on back)

Model #: _____ Equipment ID: _____

Location: _____ Project Name: _____ WO#: _____

Description of Work: _____

The following items must be checked daily, prior to use. Circle the appropriate choice. If "no," corrective action must be taken before using MEWP.

| MEWP Inspection | | | | |
|-----------------|---|-----|----|-----|
| 1 | Fluid levels (oil, fuel, brake, hydraulic, coolant) are sufficient? | yes | no | n/a |
| 2 | No signs of fluid leaks? | yes | no | n/a |
| 3 | Ground controls and platform controls functioning? | yes | no | n/a |
| 4 | MEWP brakes functioning? | yes | no | n/a |
| 5 | MEWP operating lights and warning lights functioning? | yes | no | n/a |
| 6 | MEWP audible alarms functioning (level sensor, reverse, horn)? | yes | no | n/a |
| 7 | Outriggers functioning? | yes | no | n/a |
| 8 | Tires are in good condition (no cuts or gouges, proper air pressure)? | yes | no | n/a |
| 9 | No loose, missing, or damaged parts? | yes | no | n/a |
| 10 | No loose, tangled, or pinched cables, rope, hoses, or wires? | yes | no | n/a |
| 11 | Operator & Safety Manuals are properly stored in platform at all times? | yes | no | n/a |
| 12 | All placards, labels, panel signs, etc. are legible? | yes | no | n/a |
| 13 | PPE in use (hardhat, gloves, fall protection, safety shoes, etc.)? | yes | no | n/a |
| 14 | Any additional items specified by the manufacturer? | yes | no | n/a |
| 15 | Cleanliness and general signs of damage? | yes | no | n/a |
| 16 | Inspect work platform including guardrail system (gate), floor, anchorage and mounting? | yes | no | n/a |
| 17 | Structural items including extending structure and stabilizers functioning? | yes | no | n/a |
| 18 | Electrical cables and wiring harnesses connected and in good condition? | yes | no | n/a |

Additional Comments:

Refer to Operator/Safety Manual for lift requirements and best practices.

Appendix C.2: Mobile Elevated Work Platform Daily JHA & Rescue Plan

Mobile Elevated Work Platform Daily JHA & Rescue Plan

Operator: _____ Date: _____

MEWP Type: Type 1 Type 2 Type 3 Group A Group B

Model #: _____ Equipment ID: _____

Location: _____ Project Name: _____ WO #: _____

Description of Work: _____

The following items must be checked daily, prior to use. Circle the appropriate choice. If "no," corrective action must be taken before using aerial MEWP.

| Jobsite Inspection | | | | |
|--------------------|--|-----|----|-----|
| 1 | Operator and occupants received MEWP Training and Fall Protection Training? | yes | no | |
| 2 | Work platform will safely reach the work area (preventing over-reaching)? | yes | no | n/a |
| 3 | Pedestrian traffic is safely diverted with barricades, traffic control, cones, signage, etc.? | yes | no | n/a |
| 4 | Public roadways are managed with spotters, signal persons, cones, signage, etc.? | yes | no | n/a |
| 5 | Other moving equipment in the work area managed with barricades, traffic control, etc.? | yes | no | n/a |
| 6 | Surface and soil conditions where the MEWP will be operated are strong enough to withstand load forces imposed by the work platform in all operating configurations? | yes | no | n/a |
| 7 | Ramps and other sloped surfaces are properly cribbed to ensure MEWP's stability? | yes | no | n/a |
| 8 | Work area and driving path free of drop-offs or holes, including those concealed by water, ice, mud, etc.? | yes | no | n/a |
| 9 | Crew performing good housekeeping by picking up debris before, during, and after work? | yes | no | n/a |
| 10 | Work area floor and driving path free of bumps or obstructions? | yes | no | n/a |
| 11 | Overhead obstructions and crushing hazards are identified (piping, sprinklers, beams, etc.)? | yes | no | n/a |
| 12 | Path of boom and work platform at least 10 feet from power lines, high voltage conductors, or any other dangerous obstacles? | yes | no | n/a |
| 13 | Hazardous atmosphere conditions are identified (dust, heat, fumes, flammables, etc.)? | yes | no | n/a |
| 14 | Wind and weather conditions are within acceptable limits? | yes | no | n/a |
| 15 | Sufficient ventilation is provided in closed areas where ventilation, or poor vehicle maintenance, could cause a buildup of carbon monoxide or diesel exhaust? | yes | no | n/a |
| 16 | Other potential hazardous conditions are identified? | yes | no | n/a |

Continued. Mobile Elevated Work Platform Daily JHA & Rescue Plan

| MEWP Rescue Plan check “yes” or “no” for all potential situations that may require rescue | | | | |
|---|--|-----|----|--|
| Situations Requiring Rescue | Rescue Plan | | | |
| Worker is suspended and self-rescue is not possible | Call 911. | yes | no | |
| Worker is suspended and equipment is operable | Call 911 Occupant present – occupant lowers the work platform to the ground. No occupant – qualified person on the grounds lowers work platform using the ground controls. | yes | no | |
| Worker is suspended and equipment is inoperable, entangled or stuck | Call 911. Do not attempt to free or untangle the equipment until after rescue. | yes | no | |
| Worker is suspended and additional hazards are present (live electrical) | Do not attempt rescue. Do not touch equipment. Keep others out of the area. Call 911. | yes | no | |
| Power or control failure | Operator should attempt to use auxiliary power and controls to lower the work platform to the ground. | yes | no | |
| Power or control failure, equipment is inoperable | Qualified person on the grounds lowers work platform using the ground controls. If inoperable, call 911. | yes | no | |
| Serious Injury or medical event of the operator or occupant | Call 911. If possible, lower the work platform to the ground using either the work platform controls or the ground controls by a qualified person. | yes | no | |
| <i>Additional Comments:</i> | | | | |

Appendix C.3: MEWP Occupant Training Checklist**The MEWP Operator has ensured that the occupant:**

- Understands the requirement to use fall protection and the location of fall protection anchors

- Understands how their actions could affect stability

- Instructed on the safe use of MEWP accessories they are assigned to use

- Aware of the site-specific work procedures the occupants must follow related to the operation of the MEWP

- Aware of all hazards related to the task at hand and their avoidance, to include any applicable site risk assessment

- Has a general knowledge of the intended purpose and function of MEWP controls and safety-related items specified by the manufacturer, including emergency shut-down and lowering procedures, to the extent required to lower the MEWP safely to the ground/stowed position

- Aware of the manufacturer's warnings and instructions.

Operator Print: _____**Operator Signature:** _____**Occupant Print Name:** _____**Occupant Signature:** _____**Date:** _____**Location:** _____

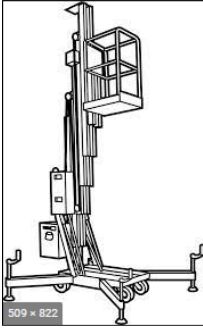
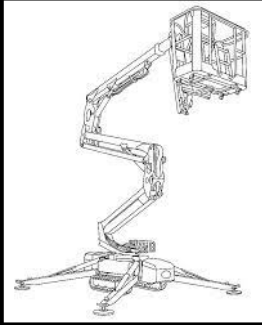
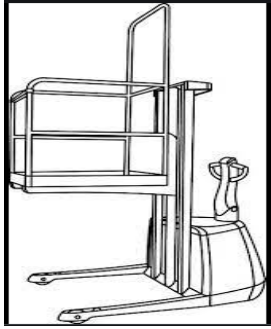
Appendix C.4: Mobile Elevated Work Platform Exit Permit

Mobile Elevated Work Platform Exit Permit

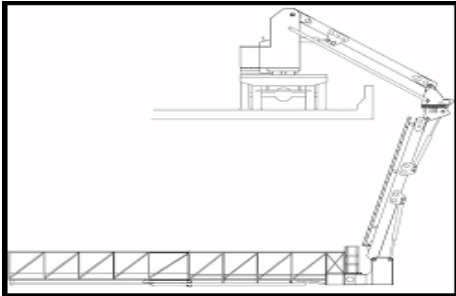


| | | | |
|--|-----------------------------------|---------------------------------|--|
| Part I: To be completed by the requester | | | |
| MEWP Usage Date(s): | Duration of Permit: <i>(time)</i> | From: | To: |
| Location/Building: | | | |
| Work To Be Performed: | | | |
| Type of Platform Used: | | | |
| <input type="checkbox"/> Type 1 | <input type="checkbox"/> Type 2 | <input type="checkbox"/> Type 3 | <input type="checkbox"/> Group A <input type="checkbox"/> Group B |
| Platform Requirements: <i>(all must be checked)</i> | | | |
| <input type="checkbox"/> Minimum 2-person crew entering the platform | | | |
| <input type="checkbox"/> Ground conditions are level and the platform being used is equipped with tires that are appropriate for the ground surface | | | |
| <input type="checkbox"/> Platform gates are able to directly face, or be positioned over, the surface (climbing over guardrails is prohibited) | | | |
| Fall Protection Requirements: <i>(all must be checked) (consult OHS)</i> | | | |
| <input type="checkbox"/> Dual self-retracting lanyards for anyone exiting the platform. | | | |
| <input type="checkbox"/> Guardrails or anchor points are available upon exiting the platform (designated work areas are not sufficient). | | | |
| <input type="checkbox"/> Are the temporary anchor points and guardrails designed to be used on, or attached to, the working surface. | | | |
| <input type="checkbox"/> Employees have been trained on the installation, inspection, and use of the selected fall protection measure | | | |
| <input type="checkbox"/> Employees have received MEWP and fall protection training | | | |
| <input type="checkbox"/> Falling object protection provided? | | | |
| Job Hazard Analysis: <i>(must be checked)</i> | | | |
| <input type="checkbox"/> An FM JHA has been conducted, and approved by the employees' supervisor and FM-OHS | | | |
| Part II: Procedure for exiting MEWP's | | | |
| ▪ 1 employee must stay on the platform at all times as acting platform attendant | | | |
| ▪ Personal fall arrest systems (harness) are required when inside MEWP's | | | |
| ▪ 100% tie-off is required when exiting and re-entering MEWP's, until the employee is protected behind guardrails or attached to an approved anchor point on the working surface | | | |
| ▪ If temporary anchor points are used, employee must be trained in proper installation and use | | | |
| ▪ The use of dual self-retractable lanyards is required, to allow employees to move freely to approved anchor points on the working surface | | | |
| ▪ Designated work areas are not an acceptable means of fall protection when exiting and re-entering MEWP's | | | |
| FOR EMERGENCY RESCUE CALL CHARLOTTESVILLE FIRE DEPARTMENT 911 | | | |
| Part III: To be completed by requesting crew | | | |
| Authorized Employees Exiting the platform: <i>(print names)</i> | | | |
| Authorized platform Attendant (does not exit platform): <i>(print name)</i> | | | |
| Part IV: To be completed by crew supervisor and FM-OHS prior to starting the work. | | | |
| Supervisor Authorization: | | | |
| Signature: | Print: | Date: | |
| FM-OHS Authorization: | | | |
| Signature: | Print: | Date: | |

Please scan completed forms and email to fm-ohs@virginia.edu. Please retain this form for one year for review by FM-OHS

Appendix C.5 Examples of MEWP Types and Groups

| | |
|-------------------------------|---|
| <p>Type 1, group A</p> |  |
| <p>Type 1, group B</p> |  |
| <p>Type 2, group A</p> |  |

Facilities Management
Occupational Health and Safety

| | |
|-------------------------------|---|
| <p>Type 2, group B</p> |  A technical line drawing of a boom lift. It shows a long, horizontal boom extending from a base on the left to a platform on the right. The boom is supported by a complex system of hydraulic cylinders and joints. The platform has a railing and a control station. |
| <p>Type 3, group A</p> |  A photograph of a scissor lift. It has a grey base with four wheels and a scissor mechanism that extends upwards to a red platform. The platform has a railing and a control station. The brand name "SNYTRUCK" is visible on the side. |
| <p>Type 3, group B</p> |  A photograph of a telescopic boom lift. It has a blue base with four wheels and a telescopic boom that extends upwards and outwards to a platform. The platform has a railing and a control station. The brand name "Genie" is visible on the boom. |